


# Goldwing Road Riders Association



## Chapter WA-P "The Pandas", July 2010



**Chapter Directors  
Chuck & Reggie**

### Chapter Director's Corner

Hello to all, We just got back from Wing-Ding and will have a lot to say next month about the rally. Since we are coming back so late in the month and we need to get the newsletter out. This is going to be a short piece from us. We hope everyone had a great 4<sup>th</sup> of July. We missed all of you but it is just nice to get away every once in awhile. We hope you all got some riding in and enjoyed the warm weather. We are looking forward to the Washington District Rally and hope to see you all there.

One quick note here. Do look at the rally schedule and notice that we have several events coming up that we will be attending. We would really like to see as many of our members out at these events that have the time to come. So lets get out and ride and have some fun for the summer.

You're C.D.s  
Chuck & Reggie



**Assistant  
Chapter Directors  
Rick & Marilyn Cade**

With good weather finally starting to arrive it is time to start riding. I went for a short ride the other day and went to my watching spot, to enjoy the varying types of people while I drank some coffee.


While I was sitting outside the store I looked at my motorcycle and noticed a funny wear pattern on my front tire. I thought at first it was just dust that was highlighting this part of the tire so I got up to make sure. I tried to wipe the dust off but since it was not dust it did not come off. The tire is wearing around the center of the tire. Weird huh.

So, what I am saying is this. Make sure you all check your tires before going on a ride. Even a small imperfection in the tire can cause problems and if your tire goes it is hard to keep the bike upright. I hope you all have a great month of July. I know I will.

Rick



# Goldwing Road Riders Association



## Chapter WA-P "The Pandas", July 2010

### Chapter WA-P Information

#### **The Panda's Gathering Place: The Sizzler**

936 Ocean Beach Highway  
Longview, WA 98632  
1:00PM for Lunch  
2:00PM for Sharing

**Next Meeting: Under Discussion**

#### **July Rides:**

Washington District Rally*	July 15 - 17
Montana District Rally	July 23 - 24

#### **August Rides:**

OR-G Trivia Pursuit*	Aug. 8
WA-Z Campout*	Aug. 21 - 22
Region I Rally*	Aug. 26 - 28
WA-O Picnic	Aug. 28
Idaho Migration	Aug. 29 - Sep. 2

#### **September Rides:**

Idaho District Rally	Sep. 3 - 5
WA-B Ocean Campout	Sep. 3 - 6
WA-P Oyster Feed*	Sep. 17 - 19

**Note:** The rallies listed for WA-P (\*) are the ones that the club is hoping to make. Most of the rallies have already got someone registered to go. All rides leave from Highlander/Splits parking lot. Watch for e-mails from our Chapter Directors, or getting a phone call from the phone tree person, or contact Chuck or Reggie at 360-636-0519 for the times we are leaving.

Chapter WA-P WEB site address is:

<http://www.gwrrawa-p.org>



### **How to Handle a Tire Blowout While Riding a Motorcycle**


With today's tubeless tires, actual blowouts are rare, but may still occur. When tires do fail, the most common cause is improper tire pressure ♦ usually pressure that's too low. Checking the overall condition and pressure levels of your tires frequently can go a long way toward ensuring you'll never experience a blowout.

However, if one of your motorcycle's tires should fail while you're riding, you'll need to react quickly and decisively to avert a crash. So take a few minutes now to familiarize yourself with the following steps for successfully handling motorcycle tire blowouts:





1. Ease off the throttle and slow down gradually.
2. Do not use the brakes . Braking, especially braking hard, will only make keeping control of your motorcycle even more difficult. If you must use some brake, apply gradual force to the brake on the good tire and ease your motorcycle to a safe stop.

**Caution:** Using the brake on the wheel with the bad tire can cause the tire to separate from the rim, resulting in immediate loss of

# Goldwing Road Riders Association



## Chapter WA-P "The Pandas", July 2010

control. Be aware, however, that integrated braking systems don't permit rear-brake-only applications, while linked braking systems do not allow for single-brake operation. On motorcycles with either of these two systems, braking with the good tire only may not be possible. Any braking necessary should be done very lightly and with great care. Avoid downshifting too. Like braking, this will only make your bike less stable.

3. Firmly hold on to the handlebars while keeping your arms bent. Do not "fight" the steering to correct the wobble or weave that will likely develop. Focus instead on maintaining control by keeping your motorcycle directed in as straight a line as possible until it comes to a stop.
4. Remain seated until your motorcycle has come to a full stop.
5. Once stopped, push your motorcycle as far away from the travel lanes as possible.

While tire blowouts are not common, the absolute best way to "handle one" is to avert it before it happens.

### MEANING OF FLAG DRAPED COFFIN

All Americans should be given this lesson. Those who think that America is an arrogant nation should really reconsider that thought. Our founding fathers used God's word and teachings to establish our Great Nation and I think it's high time Americans get re-educated about this Nation's history. Be proud of the country we live in and even more proud of those who serve to protect our 'God Given' rights and freedoms. To understand what the flag draped coffin really means ... Here is how to understand the flag that is laid upon it and is surrendered to so many widows and widowers. Do you know that at military funerals, the 21-gun salute stands for the sum of the numbers in the year 1776?



Have you ever noticed the honor guard pays meticulous attention to correctly folding the United States of America Flag 13 times? You probably thought it was to symbolize the original 13 colonies, but we learn something new every day!

The 1st fold of the flag is a symbol of life.



# Goldwing Road Riders Association



## Chapter WA-P "The Pandas", July 2010

The 2nd fold is a symbol of the belief in eternal life.



The 3rd fold is made in honor and remembrance of the veterans departing the ranks who gave a portion of their lives for the defense of the country to attain peace throughout the world.



The 4th fold represents the weaker nature, for as American citizens trusting in God, it is to Him we turn in times of peace as well as in time of war for His divine guidance.



The 5th fold is a tribute to the country, for in the words of Stephen Decatur, 'Our Country, in dealing with other countries, may she always be right; but it is still our country, right or wrong.'



The 6th fold is for where people's hearts lie. It is with their heart that they pledge allegiance to the flag of the United States of America, and the Republic for which it stands, one Nation under God, indivisible, with Liberty and Justice for all.

The 7th fold is a tribute to its Armed Forces, for it is through the Armed Forces that they protect their country and their

flag against all her enemies, whether they be found within or with-out the boundaries of their republic.

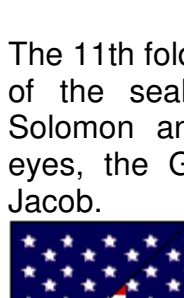
The 8th fold is a tribute to the one who entered into the Valley of the Shadow of Death, that we might see the light of day.



The 9th fold is a tribute to Womanhood, and Mothers. For it has been through their faith, their love, loyalty and devotion that the character of the men and women who have made this country great has been molded.



The 10th fold is a tribute to the Father, for He, too, has given his sons and daughters for the defense of their country since they were first born.



The 11th fold represents the lower portion of the seal of King David and King Solomon and glorifies in the Hebrews eyes, the God of Abraham, Isaac and Jacob.




The 12th fold represents an emblem of eternity and glorifies, in the Christians eyes, God the Father, the Son and Holy Spirit.



The 13th fold, or when the flag is completely folded, the stars are



# Goldwing Road Riders Association



## Chapter WA-P "The Pandas", July 2010

uppermost reminding them of their nations motto, 'In God We Trust.'



After the flag is completely folded and tucked in, it takes on the appearance of a cocked hat, ever reminding us of the soldiers who served under General George Washington, and the Sailors and Marines who served under Captain John Paul Jones, who were followed by their comrades and shipmates in the Armed Forces of the United States, preserving for them the rights, privileges and freedoms they enjoy today. There are some traditions and ways of doing things that have deep meaning.

In the future, you'll see flags folded and now you will know why.

**This excellent article was in chapter WA-L May newsletter.** I think it is something we should all know about.

### **An AUX/IN Port for Your GL1500 by Brad Kane**

Alright all you GL1500 owners listen up. I have tried the CD player on the bike. I have tried the MP3 player with the wireless FM transmitter on the bike. Just to name a few things I have done to get a more modern sound system on my GL1500.

Searching through the WEB a few years ago I came across the information on how to add an AUX/IN switch to the sound system. It's a pretty straight forward

operation. However my skills with a soldering iron are not what they use to be. What this basically is a switch that will interrupt the radio and allow another device to play on the radio circuit. None of the other features of your sound system are affected. That means the volume will go up and down when you talk on the intercom, and the CB will still interrupt. So it was with great pleasure I found Sierra Electronics on the WEB.


Sierra Electronics offers for \$99.00 to add the AUX/IN switch and connect a long enough headphone cord that will reach either your left or right fairing pocket. So finally after a great deal of going through is this really going to be worth the money I had Chuck come over and pull my radio out for me. I shipped it off to Sierra Electronics and I now have it back and installed on the bike.

Course this is not riding season yet so the actual road testing is yet to come. However in testing in the garage I can say this does work better than anything else I have tried to date. I will update you all in June on how well this works in real world conditions.

Here are a couple of pictures of the installed system.



# Goldwing Road Riders Association



## Chapter WA-P "The Pandas", July 2010

Please notice the switch above the volume control knob that turns the circuit on and off. You can also see the headphone cord in this picture. The headphone jack is for an MP3 player.



Here you can see my iPod hooked up to the headphone jack. Even though it looks like the radio is playing I'm actually hearing the music from the iPod. Pressing the switch would allow the radio to play like it normally would.

Total cost with shipping and everything was \$125.00. You can find Sierra Electronics on the WEB at:  
<http://www.sierra-mc.com/default.asp>

You can reach Diane the sales person at:  
[sales@sierra-mc.com](mailto:sales@sierra-mc.com)

Doing this conversion during the winter had one advantage in the fact that I shipped the radio on Wednesday and got it back the following Thursday. It took Sierra Electronics one day to do the work.

Last but not lest I want to say Thank You to Chuck our CD who came over pulled and then reinstalled the radio. It was very good of him to do that. As I stated I will

follow up in June with another article for all of you on how well this works.

**Update:** I wrote this article for our March 2009 newsletter. I sure missed that June of 2009 deadline. That's what happens when you get sick. While Dee and I did not get the chance to make a long trip last year. We did a lot of smaller day rides. I have to be honest. This modification was worth every penny. With a flash memory based MP3 or other flash memory player, you simply can't go wrong. The sound quality is outstanding and the volume is really great.

Since it is a flash memory system there is no skipping or other issues like a CD or hard drive based player would have.


The thing is that with a wireless FM transmitter some times a radio station would come through and ruin the sound. With this system that is not an issue.

If you are planning on keeping your GL1500 for awhile longer then this is a modification that is well worth doing. I hope this will help some of you make a decision to improve your sound system.

### Oyster Feed by Brad Kane

I know you all are thinking that its only July and Oyster Feed isn't till September. So why worry about it with two months to go. Well how about the fact we already have people registered to come to Oyster Feed. There are riders that are already looking down to September for rides.

# Goldwing Road Riders Association



## Chapter WA-P "The Pandas", July 2010

Chuck and Reggie will be getting the club registration form to the club members here shortly. So it's time to start thinking about whether you are coming down to work or play. Course Dee and me will be hanging out at the registration booth again this year. So please start thinking about Oyster Feed and what you are going to be doing.

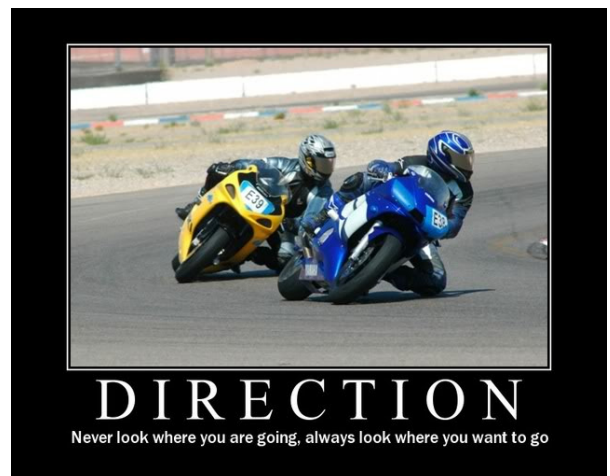
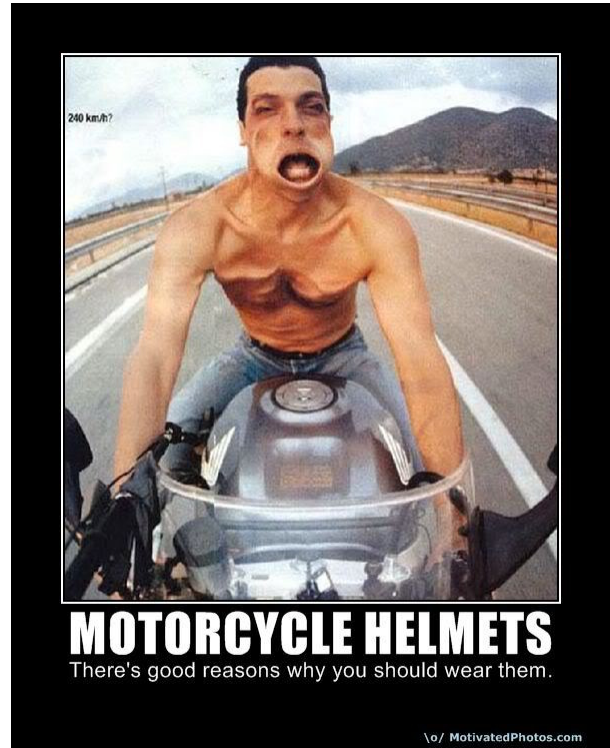


David Carver  
Phillis Hardin


July 14  
July 25



No Anniversaries this month



# Goldwing Road Riders Association



## Chapter WA-P "The Pandas", July 2010

### Washington District Staff

District Directors	Bob & Patty Spencer
Assistant District Directors	John & Barb Smith
Assistant District Directors	Gray & Diana Domas
Educators	Eric Carlson
Leadership Trainers	Mike & Lynn Briggs
Treasurers	Chuck & Deb Buell
Membership Coordinators	Carmen & Dan Weakland
Stores	Lynn Briggs
WEB Master	John & Barb Smith
Couple of the Year	Open
IOY/COY	Dan & Carmen Weakland
Vendor Coordinators	Peggy & Mike Hudnell
Newsletter Editor	Shirley & Dale Dufner

**The WEB site has more information:** <http://www.gwrra-wa.org>


### Chapter WA-P Staff

Chapter Directors	Chuck Porter & Reggie	<a href="mailto:chapterp@comcast.com">chapterp@comcast.com</a>
Assistant Chapter Directors	Rick & Marilyn Cade	<a href="mailto:rpcade@comcast.com">rpcade@comcast.com</a>
Rider Educators	Scott & Cindy Peabody	<a href="mailto:rideredp@comcast.com">rideredp@comcast.com</a>
Treasurers	Brad & Dee Kane	<a href="mailto:bradkane@charter.net">bradkane@charter.net</a>
Stores	Judy & Jerry Thompson	<a href="mailto:judnjer@juno.com">judnjer@juno.com</a>
Phone Tree	Bonnie & Ray Tompkins	<a href="mailto:rctbit@gmail.com">rctbit@gmail.com</a>
50/50	Mel Neighbors	<a href="mailto:brother.mel@hotmail.com">brother.mel@hotmail.com</a>
WEB Master	Reggie & Brad	<a href="mailto:chapterp@comcast.com">chapterp@comcast.com</a>
Newsletter Editors	Reggie & Dee	<a href="mailto:chapterp@comcast.com">chapterp@comcast.com</a>
Membership Coordinator	Open	
Club Historians	Jim & Ninelle Brunelle	<a href="mailto:mijbru@msn.com">mijbru@msn.com</a>
Couple of the Year	Open	
Individual of the Year	Open	
Vendor Coordinators	Open	

**The WEB site has more information:** <http://www.gwrrawa-p.org>



# Goldwing Road Riders Association



## Chapter WA-P "The Pandas", July 2010


### Washington District Chapter's Gathering Information

Wk	Day	Time	Town	Chapter	Contact	Phone
4th	Saturday	8:30AM	Kent	A	Sam & Doreen Grubbs	206-718-6814
1st	Sunday	8:30AM	Bremerton	B	Jim & June Dutton	360-551-2236
2nd	Saturday	8:00AM	Everett	C	Bud & Sandy Wells	425-788-1734
2nd	Sunday	8:30AM	Aberdeen	D	Erv & Phyllis Granahan	360-249-3463
3rd	Saturday	8:00AM	Redmond	E	John & Barb Smith	206-391-6343
2nd	Tuesday	6:30PM	Lynden	H	Chet & Kathy Renskers	360-332-4765
3rd	Sunday	8:00AM	Olympia	I	Mike & Peggy Hudnell	360-423-0213
2nd	Saturday	9:00AM	Pasco	L	Alex Piper	509-546-0846
1st	Saturday	8:00AM	Toppenish	M	Ron Hafsos	509-697-4415
3rd	Saturday	8:30AM	Spokane	N	Dale & Shirley Dufner	509-924-3698
4th	Saturday	8:00AM	Port Orchard	O	Ken Smith	360-876-6737
3rd	Saturday	1:00PM	Longview	P	Chuck Porter & Reggie	360-636-0519
1st	Friday	7:00PM	Puyallup	Q	Dean & Christie Kalles	253-845-7177
1st	Saturday	9:00AM	Milton-Freewater	R	Jim Corn	509-525-1304
1st	Thursday	6:00PM	Auburn	V	Garry & Maxine Alexander	253-770-3866
1st	Saturday	8:30AM	Vancouver	X	Dee Hall & Vanora Volk	360-254-2343
2nd	Friday	6:30PM	Enumclaw	Y	Roy & Pearl McKenzie	253-862-0220
2nd	Saturday	5:30PM	Centralia	Z	Jesse & Eva Valentine	360-888-0546

Call the contact and make sure the chapter is holding their gathering before heading out. Check the district WEB site as well for the latest gathering information.

**Note:** WA-P will not have a meeting in July due to the Washington District Rally.  
 WA-N no July meeting.  
 WA-E no July meeting.

# Goldwing Road Riders Association



## Chapter WA-P "The Pandas", July 2010

### *Washington District 2010 Calendar of Events*

#### **July:**

15-17 WA District Rally (Port Townsend)  
23-24 MN District Rally (Laurel)  
**July 30-Aug 2** Region J Rally  
(Saskatoon, SK)

#### **August:**

21-22 WA-Z Chicken Run/Campout in  
Centralia  
26-28 Region I Rally (Tillamook, OR)  
28 WA-O Whale of a Picnic  
**Aug 29-Sept 2** Region I Migration to  
Idaho Rally

#### **September:**

2-5 ID District Rally (Kellogg)  
3-6 WA-B Campout at the Ocean  
17-19 WA-P Oyster Feed at Long Beach

#### **October:**

9 District Leadership Conference  
23 WA-Q Halloween Dance in Puyallup  
22-24 WA-V South Hill Mall Show

#### **November:**

6 WA-L Veterans' Day Parade

#### **December:**

11 WA-D Festival of Lights in Montesano

### *Oregon District 2010 Calendar of Events*

#### **August:**

8 OR-G Trivia Pursuit


#### **September:**

24 - 25 OR-J End of Season Campout

#### **October:**

4 OR-G Chili Cook Off  
29 OR-J Halloween Party

**Please make sure you check the  
respective WEB sites to be sure  
that the rally information is  
correct.**



**Get Out and Ride**